



**DESCRIPTION**

- Ruban néon DEL flexible horizontal en silicone pliable
- Emet une lumière douce et homogène sans points
- Surface uniforme avec un angle de faisceau de 120 degrés
- 70 LED par mètre, peut être coupé tous les 7 LED (100mm)
- Couleur /CCT : RGB + 3000K
- Enveloppe en silicone entièrement encapsulée avec niveau IP68



RGBW= 399lm/m

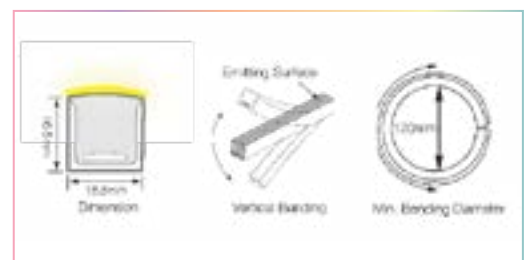
3000K= 193lm/m

**SPECIFICATIONS**

Qualité LED	70 LEDs/M
Couleur /CCT	RGB + 3000K
Quantité de pixels	10 Pixels/M
CRI	Ra+80
Flux lumineux par mètre	399 Lm
Angle de faisceau	120°
Puissance par mètre	18W
Tension d'entrée	24V
Matériel du boîtier	Eco PVC ou Silicone
Diamètre de pliage minimum	120mm
Unité de coupe	6 LEDs
Longueur de l'unité de coupe	83.3mm
Classement IP	IP68 submersible en milieu humide<2m
Niveau de température de fonctionnement	-40°C to 55°C
Décodeur compatible	Use SRPC 2108-24V-200, SR-2108A-M5, or SR-2108B-M24 moteur/décodeur & DMX-KP-512
Certificat	RoHS, UL inscrit
Durée de vie	50,000 heures
Garantie	3 ans

\* Tous les rubans néons sont vendus au mètre.

CODES DE MODÈLES	DESCRIPTION
TAPE-70-PX16-RGB30K-IP68	Neon 16 ruban flexible, Pixel RGB + 3000K, 18W/M, 70 LED pcs/M, 399lm/M, CRI>RA80, 10M (26.2FT/Roll), largeur 16.5mm, hauteur 16.5mm, 24V, IP68

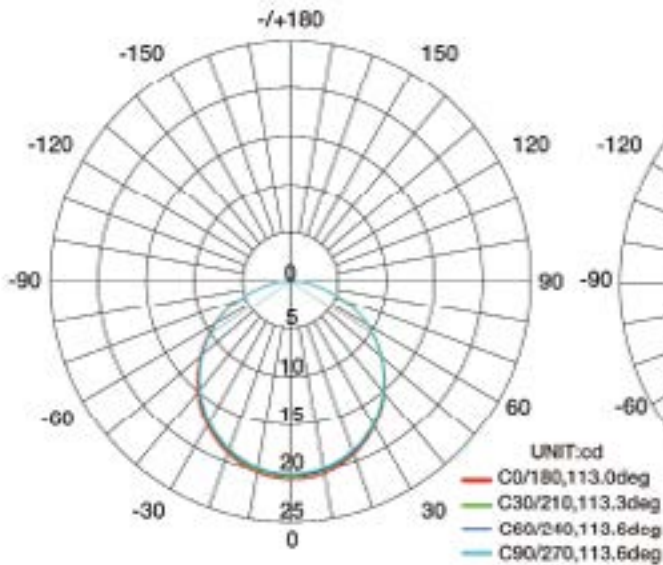


**UTILISATIONS**

- Façade de bâtiments
- Éclairage de corniche
- Éclairage linéaire
- Signalisation
- Éclairage décoratif

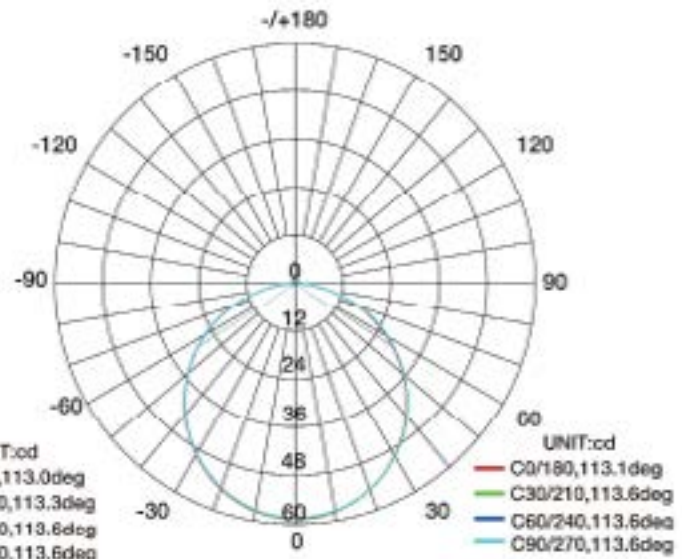
**INFORMATION PHOTOMÉTRIQUE**

TEMPÉRATURE DE LA COULEUR / ROUGE



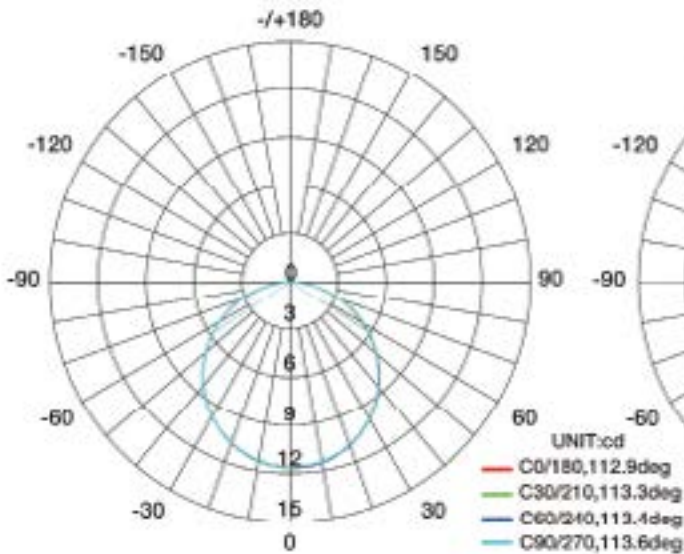
AVERAGE BEAM ANGLE(50%):113.4DEG

TEMPÉRATURE DE LA COULEUR / VERT



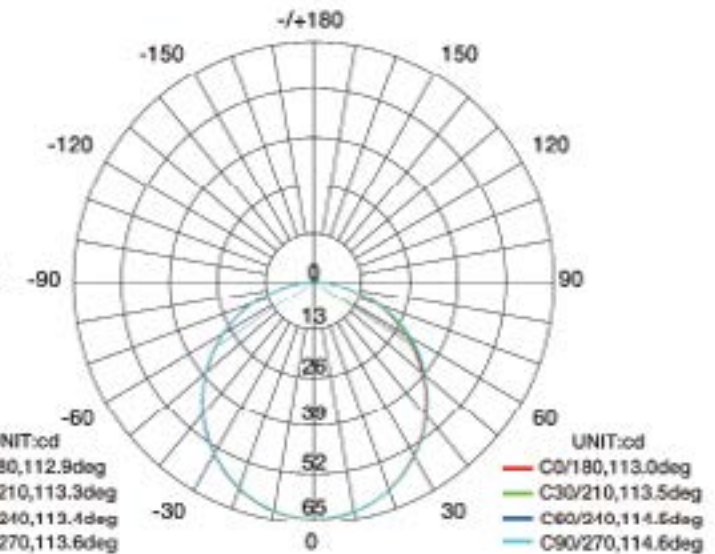
AVERAGE BEAM ANGLE(50%):113.5 DEG

TEMPÉRATURE DE LA COULEUR / BLEU



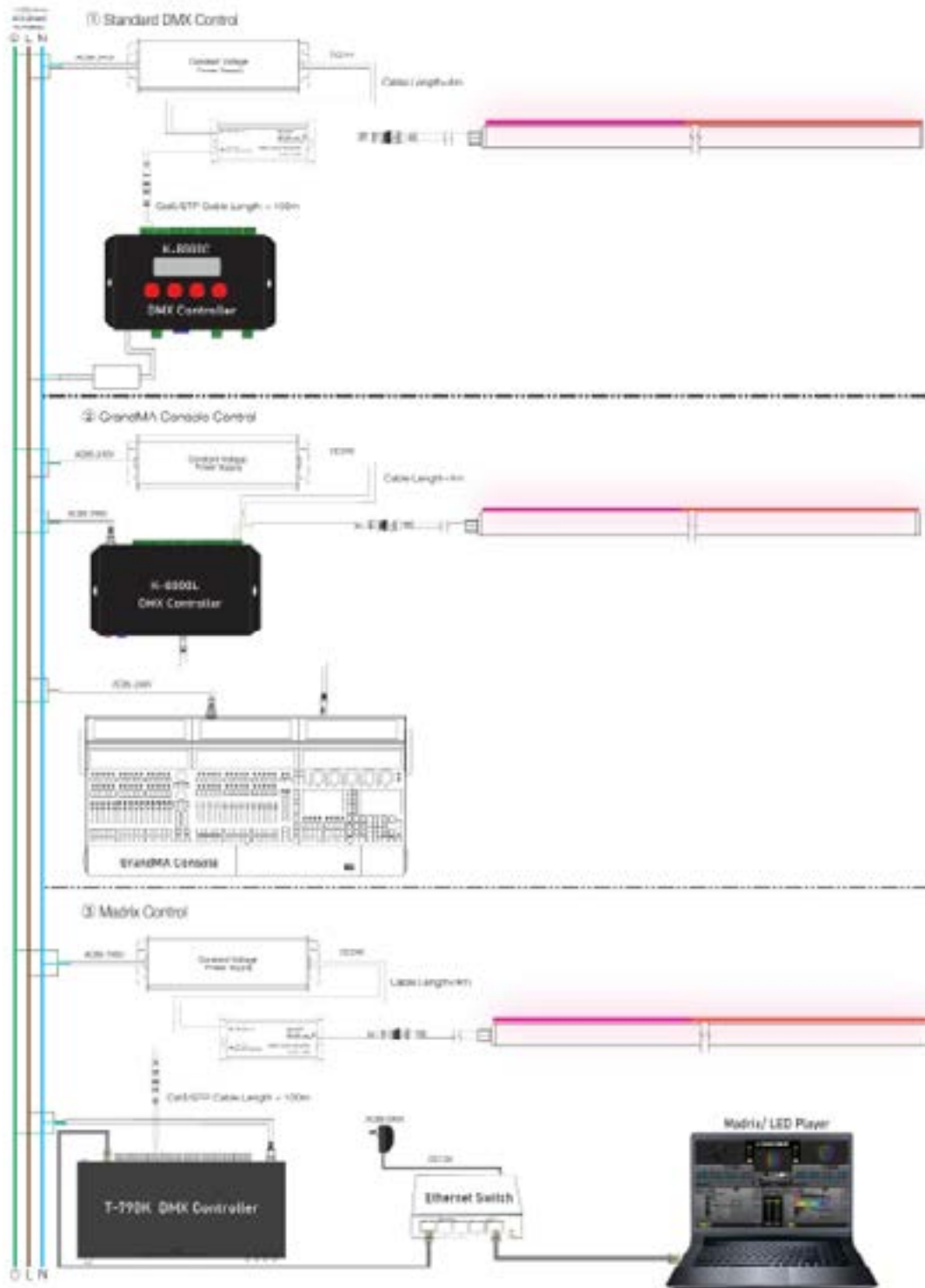
AVERAGE BEAM ANGLE(50%):113.3 DEG

TEMPÉRATURE DE LA COULEUR / 3000K




AVERAGE BEAM ANGLE(50%):113.9 DEG


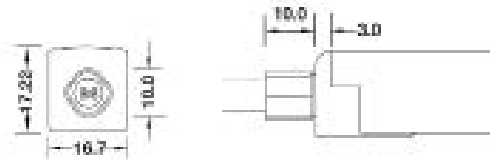
**CONFIGURATION DU CÂBLAGE**



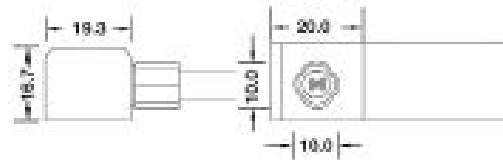
**CONFIGURATION ET ACCESSOIRES**



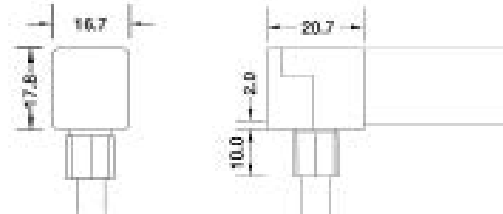
Direct Entry Connector  
MJ-SF16-D5-D02SM  
MJ-SF16-D5-D03SPM




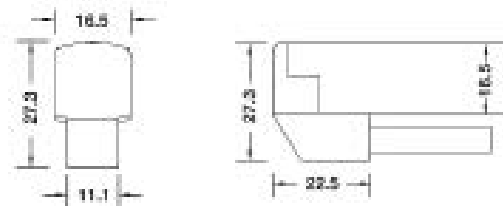
Side Entry Connector  
MJ-SF16-D5-S02SM  
MJ-SF16-D5-S03SPM




Bottom Entry Connector  
MJ-SF16-D5-B02SM  
MJ-SF16-D5-B03SPM




L Shape Entry Connector  
MJ-SF16-D5-L02SM  
MJ-SF16-D5-L03SPM




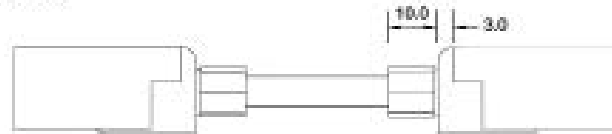
End Cap



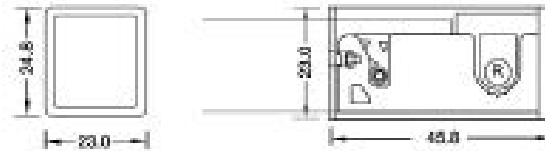
**CONFIGURATION ET ACCESSOIRES**



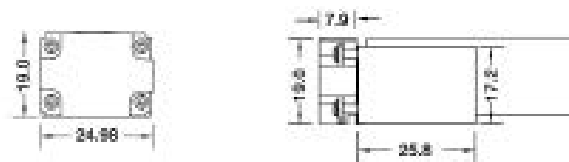
Jumper  
MJ-16-RGBW-D-JC



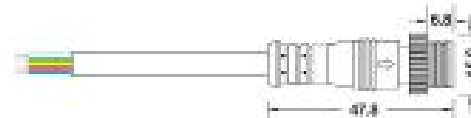
DIY Snap End Cap  
DIY-SN-END-16-D-01/02



DIY Screw Connector  
DIY-SC-END-16

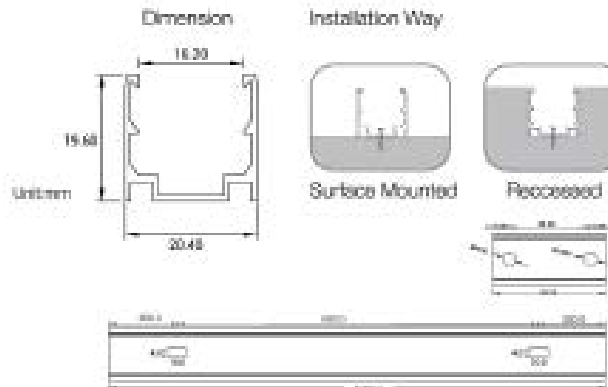


Male Connector  
SYZ-M12-M-5C-05-W

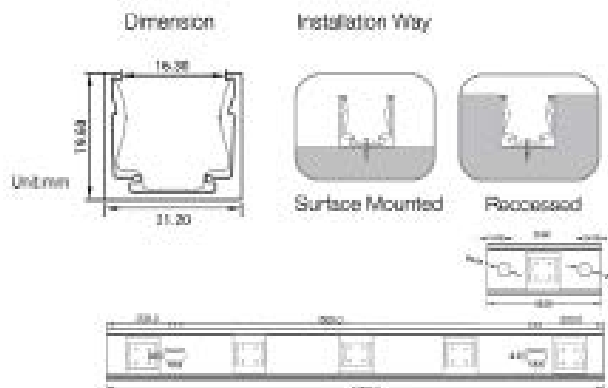


Female Connector  
SYZ-M12-F-5C-05-W

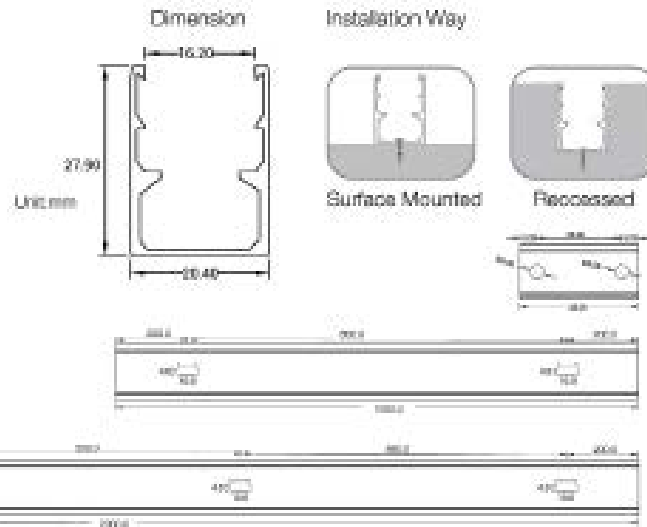


**CANAL DE MONTAGE LED LINÉAIRE FLEX**
**1. Aluminum Channel**


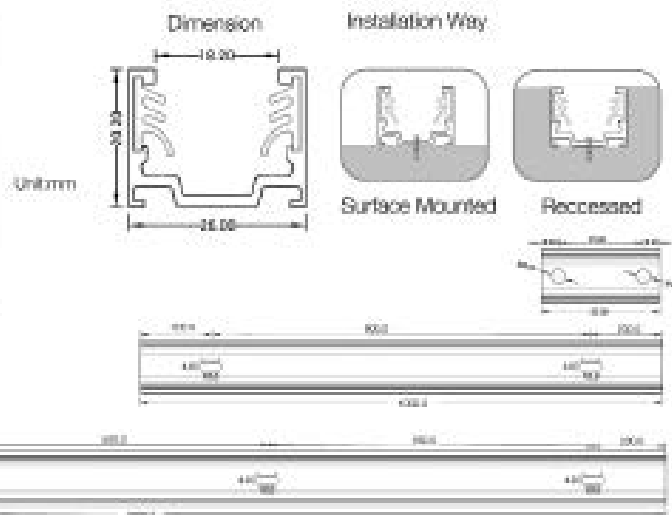
Model	W x H(mm)	Standard Length	Screw Holes	Holes Numbers	Suitable Product
ALC16S02-035	20.4*19.6	35mm	Ø4.0mm	2	F16, SF16
ALC16S02-100		1000mm	4.0x10mm	2	F16, SF16
ALC16S02-200		2000mm	4.0x10mm	4	F16, SF16



Model	W x H(mm)	Standard Length	Screw Holes	Holes Numbers	Clips	Suitable Product
ALC16S03-035	21.2*19.6	35mm	Ø4.0mm	2	1	F16, SF16
ALC16S03-100		1000mm	4.0x10mm	2	5	F16, SF16
ALC16S03-200		2000mm	4.0x10mm	4	8	F16, SF16

**CANAL DE MONTAGE LED LINÉAIRE FLEX**


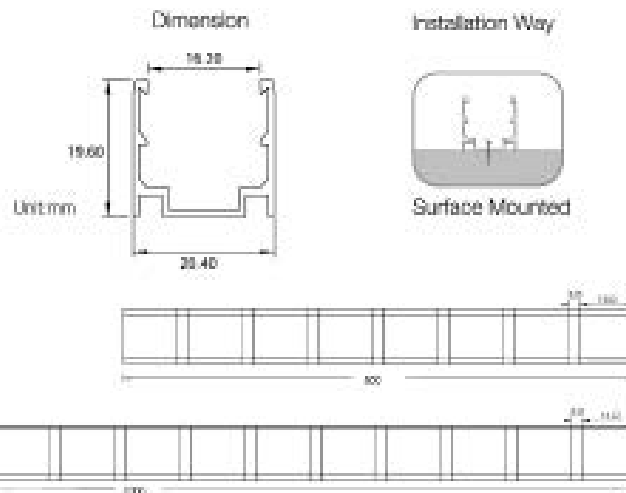

Model	W x H (mm)	Standard Length	Screw Holes	Holes Numbers	Suitable Product
ALC16H01-035	20.4*27.9	35mm	Φ4.0mm	2	F16, SF16
ALC16H01-100		1000mm	4.0x10mm	2	F16, SF16
ALC16H01-200		2000mm	4.0x10mm	4	F16, SF16




Model	W x H (mm)	Standard Length	Screw Holes	Holes Numbers	Clips	Suitable Product
ALC16S04-035	26.0*20.2	35mm	Φ4.0mm	2	2	F16, SF16
ALC16S04-100		1000mm	4.0x10mm	2	2	F16, SF16
ALC16S04-200		2000mm	4.0x10mm	4	2	F16, SF16

**CANAL DE MONTAGE LED LINÉAIRE FLEX**

## 2. Flexible Aluminum Channel

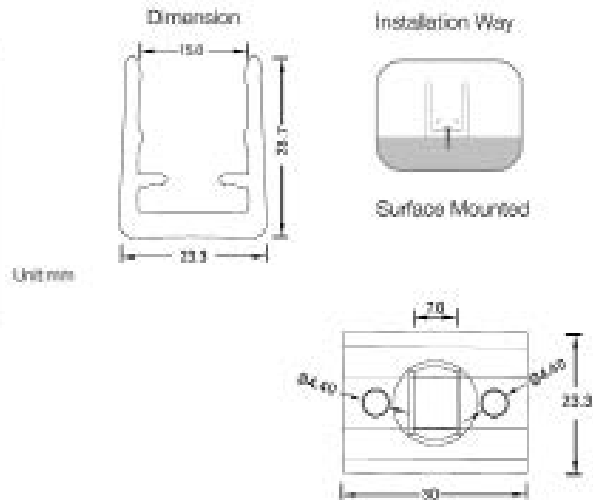


Model	W x H(mm)	Standard Length	Suitable Product
ALC16S02FLX-05	20.4*19.6	500mm	F16, SF16
ALC16S02FLX-10		1000mm	F16, SF16

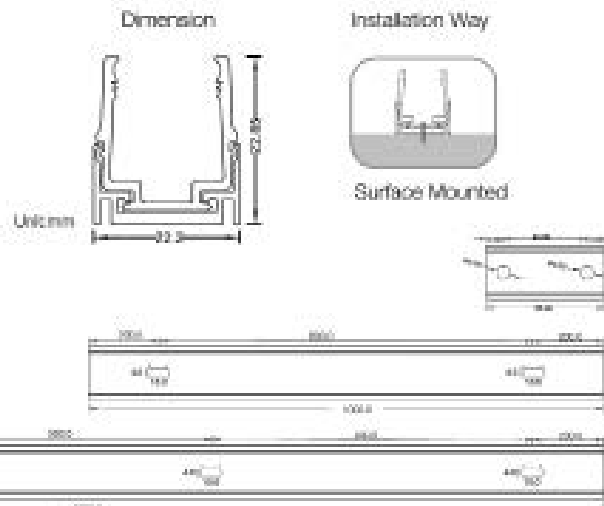



Model	W x H(mm)	Standard Length	Screw Holes	Holes Numbers	Suitable Product
SSC16S02-100	18.6*20.3	1000mm	⌀4.0x18mm	2	F16, SF16

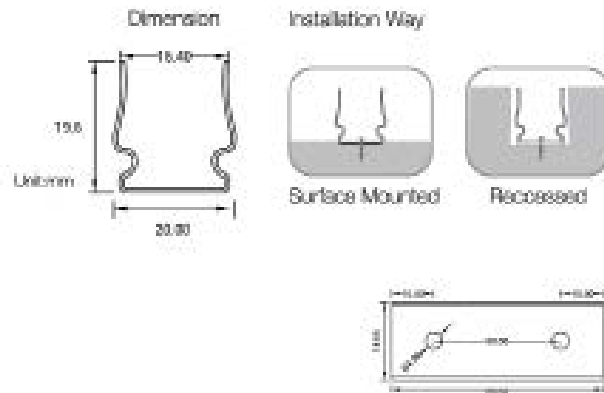


**CANAL DE MONTAGE LED LINÉAIRE FLEX**



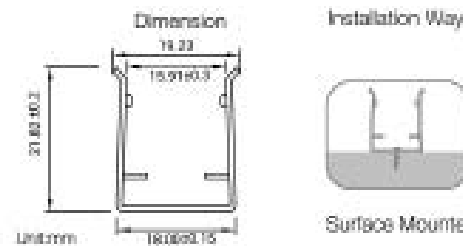

Model	W x H(mm)	Standard Length	Screw Holes	Holes Numbers	Suitable Product
SJ-ZSH-008-PC	23.3*28.7	30mm	Ø4.40mm	2	F16, SF16



Model	W x H(mm)	Standard Length	Screw Holes	Holes Numbers	Suitable Product
ALC-PC18SD1-ST-035	22.2*22.85	35mm	Ø4.0mm	2	F16, SF16
ALC-PC18SD1-ST-100		1000mm	4.0x10mm	2	F16, SF16
ALC-PC18SD1-ST-200		2000mm	4.0x10mm	4	F16, SF16

**CANAL DE MONTAGE LED LINÉAIRE FLEX**
**4. Stainless Steel Channel**


Model	W x H(mm)	Standard Length	Screw Holes	Holes Numbers	Suitable Product
SSC16S01-05	20.0*19.6	50mm	Φ4.0mm	2	F16, 5F16



Model	W x H(mm)	Standard Length	Suitable Product
SSC16FLX01	19.15*22.0	100mm	F16, 5F16
SSC16FLX03		300mm	F16, 5F16
SSC16FLX05		500mm	F16, 5F16
SSC16FLX10		1000mm	F16, 5F16

## PROCESSEUR & CONTRÔLEURS COMPATIBLES

### GATEway 1DMX

---



Le processeur d'éclairage est intégré à un logiciel configurable, 1 sortie DMX, 1 module universel contrôlant 512 adresses DMX, 5VDC, sortie 1A.

### DMX-KP-512

---



Le panneau de contrôle DMX-KP-512 est une console maître conçue pour réguler les contrôleurs DMX.

### DRV-SRPC2108-24-200CVF

---



Moteur DMX, 4 canaux, 24VDC, 200W alimentation électrique intégrée, tension constante, entrée 100-240VAC, sortie 4x2A.

\*Compatible avec les luminaires blancs, bi-blancs, RGB et RGBW.

### SR-2108A-M5-5

---



Décodeur DMX, 5 canaux, VDC, tension constante.

Nécessite une alimentation externe VDC, disponible de 96W à 320W, entrée 12-24VDC, sortie 5x8A.

\*Compatible avec les luminaires blancs, bi-blancs, RGB et RGBW.

### SR-2108B-M24-5

---



Décodeur DMX, 24 canaux, VDC, tension constante.

Nécessite une alimentation externe VDC, disponible de 96W à 320W, entrée 12-24VDC, sortie 24x4A.

\*Compatible avec les luminaires blancs, bi-blancs, RGB et RGBW.